



Nextelintelligence[®]

Connected-Tech Training



BRONZE





SILVER



GOLD



PLATINUM



A DOVER COMPANY

2022 Heil[®] Nextelintelligence[®] Connected-Tech Training



2022 Live Online Webinar MAT Training Schedule

Online Training Dates	Product	Time
January 11 th , & 12 th	DP5000	9:00 - 11:30am CST
January 25 th , 26 th , & 27 th	Half/Pack w/Odyssey Controls	2:00 - 4:30pm CST
February 8 th & 9 th	PowerTrak Commercial & PowerTrak Commercial PLUS	9:00 - 11:30am CST
February 22 nd , 23 rd , & 24 th	Half/Pack Commercial	2:00 - 4:30pm CST
March 8 th , 9 th , & 10 th	DuraPack Python	9:00 - 11:30am CST
March 22 nd , 23 rd , & 24 th	Half/Pack w/Odyssey Controls	9:00 - 11:30am CST
April 19 th & 20 th	DP5000	9:00 - 11:30am CST
May 17 th & 18 th	PowerTrak Commercial & PowerTrak Commercial PLUS	9:00 - 11:30am CST
June 14 th , 15 th , & 16 th	DuraPack Python	9:00 - 11:30am CST
July 12 th	Half/Pack Commercial	9:00 - 11:30am CST
July 26 th , 27 th , & 28 th	DuraPack Rapid Rail	9:00 - 11:30am CST
August 9 th , 10 th , & 11 th	DP5000	2:00 - 4:30pm CST
August 23 rd , 24 th , & 25 th	Half/Pack w/Odyssey Controls	9:00 - 11:30am CST
September 13 th , 14 th , & 15 th	Rapid Rail	9:00 - 11:30am CST
October 11 th & 12 th	PowerTrak Commercial & PowerTrak Commercial PLUS	9:00 - 11:30am CST
December 13 th , 14 th & 15 th	DP 40/60	9:00 - 11:30am CST

Note:

- Multiple day class duration = 2 to 2 ½ hours each day.
- One day class duration = 7 hour +/- single class
- Classes will start promptly at the listed start time each day.

Location:

Online

Enrollment Info:

For enrollment, contact your local Heil[®] dealer.

If you don't know who your local dealer is, visit www.heil.com/dealers

If you have any issue with enrollment, please contact the training department at nextelintelligence@doveresg.com





Live Online Webinar Classroom Lesson Outline

1. **Safety.** General Safety is always a must from everyday activities to well beyond using and working on equipment. Safety must always come first, and be used and maintained at all times in everything we do.
2. **Major Components.** Location and system involvement of major components in the system.
3. **Electrical Symbols.** Learn electrical symbols to help understand circuits, certain ways electrical devices are wired and how they work are key elements for troubleshooting and understanding electrical schematics.
4. **How to Read Electrical Schematics.** Schematics are like road maps for electrical wiring showing detailed electrical routings and independent wire mapping. Learning how to read schematics will help you understand electrical circuits and where to find certain electrical connections. Reading Electrical Schematics is essential for troubleshooting Electrical applications.
5. **Hydraulic Symbols.** Hydraulic Symbols relating to components in the hydraulic system and hydraulic schematics.
6. **Hydraulic Schematics.** Hydraulic Schematics, like Electrical Schematics, are road maps for the Hydraulic Systems showing detailed hydraulic routings and independent mapping. Learning how to read schematics will help you understand hydraulic circuits and where to find certain hydraulic components and connections. Reading Hydraulic Schematics is essential for troubleshooting the hydraulic system.
7. **Controls.** Learn about Spool Valves and how they are used to direct fluid flow in Heil[®] hydraulic systems and other controls for operations.
8. **Remote Controller with Display.** Learn how to troubleshoot and navigate through the system using the Remote Controller with Display.
9. **Maintenance.** General maintenance practices, torque spec's, grease intervals, etc.
10. **Troubleshooting.** Learn how to use the Display and Service Manual to troubleshoot.
11. **Virtual "Hands On" Training.** 1 to 2 hours truck side, covering major components, how they are used, their location, and troubleshooting tips.





2022 Factory MAT Training Schedule

Factory Training Dates*	Product	Time
April 5th, 6th, & 7th**	DuraPack Rapid Rail	8am – 4pm CST
May 3rd, 4th & 5th**	HalfPack w/Odyssey Controls	8am – 4pm CST
May/June 31st, 1st, & 2nd**	HalfPack Commercial	8am – 4pm CST
September 27th, 28th, & 29th**	HalfPack w/Odyssey Controls	8am – 4pm CST
October 25th, 26th, & 27th**	HalfPack Commercial	8am – 4pm CST
November 8th, 9th, & 10th**	DuraPack Python	8am – 4pm CST
November 29th, 30th & December 1st**	Rapid Rail	8am – 4pm CST

* Subject to change

** Final training day is only a “half day” and will conclude at 12pm CST

Note:

- Maximum number of students = 15
- Minimum number of students = 8
- If the minimum number is not confirmed 3 weeks prior to start of the class, then the class will be canceled.
- Class will start promptly at 8am CST each day.
- Students will be given a Service Manual for the product and a Service School Manual.


Location:

Heil Customer Support Center
4301 Gault Ave N
Fort Payne AL 35967

- Across from the Alabama National Guard on Gault Ave.
(Not the main plant entrance on 45th street.)
- Parking is available in the upper and lower parking lot area.

Enrollment Info:

For enrollment, contact the training department at nexteligen@doveresg.com





Live Online Webinar Classroom Lesson Outline

Day 1 - Electrical

1. **Safety.** General Safety is always a must from everyday activities to well beyond using and working on equipment. Safety must always come first, and be used and maintained at all times in everything we do.
2. **Electrical Symbols.** Learn electrical symbols to help understand circuits, certain ways electrical devices are wired and how they work are key elements for troubleshooting and understanding electrical schematics.
3. **Understanding OHM's Law and the Power Formula.** Learn OHM's Law and the Power Formula will give you the ability to know the correct formulas for testing electrical components and knowing whether a device has failed without guess work.
4. **How to Use Multimeters.** Multimeters are a great tool to add to your toolbox and learning how to use Multimeters to troubleshoot electrical circuits will advance your ability to test electrical parts, test wiring for faults, find electrical problems with speed and accuracy.
5. **How to Read Electrical Schematics.** Schematics are like road maps for electrical wiring showing detailed electrical routings and independent wire mapping. Learning how to read schematics will help you understand electrical circuits and where to find certain electrical connections. Reading Electrical Schematics is essential for troubleshooting Electrical applications.
6. **Remote Controller with Display.** Learn how to troubleshoot and navigate through the system using the Remote Controller with Display.
7. **Electrical Test.** Testing helps us see the value of what we have learned and the reinforcement of the ability to apply it practically.

Day 2 - Hydraulic

1. **Safety.** General Safety is your responsibility. Applying safe practices, in everything we do will help keep you and others healthy and alert to our surroundings.
2. **Pascal's Law.** Learn about Pressure, Flow, Power, Viscosity and Pressure Drop in great detail as it applies to a Hydraulic System.
3. **Power Supplies.** Learn differences in Gear Pumps, Vane Pumps, Piston Pumps and effectiveness and efficiencies of each.





Live Online Webinar Classroom Lesson Outline

Day 2 - Hydraulic (continued)

4. **Controls.** Learn about Spool Valves and how they are used to direct fluid flow in Heil[®] hydraulic systems.
5. **Actuators.** Learn Different types of Hydraulic Cylinders, Motors and Rotary Actuators and what they do and how to calculate their abilities.
6. **Transmission.** Learn details about the transmission of fluid from point to point using Tubes, Hoses, and Fittings.
7. **Storage and Conditioning.** Details of Reservoirs, Filters, Strainers, Coolers/Heaters and the effects on the hydraulic system.
8. **Symbols.** Hydraulic Symbols relating to components in the hydraulic system and hydraulic schematics.
9. **Schematics.** Hydraulic Schematics, like Electrical Schematics, are road maps for the Hydraulic Systems showing detailed hydraulic routings and independent mapping. Learning how to read schematics will help you understand hydraulic circuits and where to find certain hydraulic components and connections. Reading Hydraulic Schematics is essential for troubleshooting the hydraulic system.
10. **Troubleshooting Techniques.** Learn helpful hands-on troubleshooting.
11. **Importance of Clean Hydraulic Systems.** Viscosity, contamination, controlling contamination, filter grading through micron and beta ratio formula.
12. **Hydraulic Test.** Testing helps us see the value of what we have learned and the reinforcement of the ability to apply it practically.

Day 3 – Specific Product Training

1. **Equipment Safety.** Safety is our number one goal at Heil[®] and we hope it is at your company as well. Learn the Operator and Service Manuals with safety descriptions regarding Notices, Cautions, Warnings and Dangers. Unit decal importance and care.
2. **Product Maintenance.** Learn Specific Product Maintenance Practices, Preventative Maintenance, Pressure Adjustments and Sensor Adjustments with the Product Service Manual review.
3. **Hands On Review and Operations.** Physically review and operations education on specific product when available.
4. **Heil[®] Plant Tour.** See how Heil turns flat steel into the worlds leading, most innovative refuse collection vehicles ever made.





INTRODUCING 3RD Eye[®] Training

Add 3rd Eye Camera Training to the Nexteligenz MAT training classes, or sign up for the newly offered live webinar classes!

Camera Training: 4 hours

- 7" monitor overview/operation
- 9" Recording monitor overview/operation
- Heil interfacing Switchbox overview/operation



Digital Training: 4 hours

- Digital System overview/operation
- Verif-Eye overview



Your Partner in Safety



2022 3rd Eye[®] Live Online Webinar Training Schedule

Online Training Dates	Product	Time
January 20th	Camera Training	12:00pm - 4:00pm CST Thurs
February 3rd	Camera Training	12:00pm - 4:00pm CST Thurs
February 17th	3rd Eye Digital Training	12:00pm - 4:00pm CST Thurs
March 3rd	Camera Training	12:00pm - 4:00pm CST Thurs
March 17th	3rd Eye Digital Training	12:00pm - 4:00pm CST Thurs
April 14th	Camera Training	12:00pm - 4:00pm CST Thurs
April 28th	3rd Eye Digital Training	12:00pm - 4:00pm CST Thurs
May 12th	Camera Training	12:00pm - 4:00pm CST Thurs
May 26th	3rd Eye Digital Training	12:00pm - 4:00pm CST Thurs
June 9th	Camera Training	12:00pm - 4:00pm CST Thurs
June 21st	3rd Eye Digital Training	12:00pm - 4:00pm CST Thurs
July 7th	Camera Training	12:00pm - 4:00pm CST Thurs
July 21st	3rd Eye Digital Training	12:00pm - 4:00pm CST Thurs
August 4th	Camera Training	12:00pm - 4:00pm CST Thurs
August 18th	3rd Eye Digital Training	12:00pm - 4:00pm CST Thurs
September 1st	Camera Training	12:00pm - 4:00pm CST Thurs
September 22nd	3rd Eye Digital Training	12:00pm - 4:00pm CST Thurs
October 6th	Camera Training	12:00pm - 4:00pm CST Thurs
October 20th	3rd Eye Digital Training	12:00pm - 4:00pm CST Thurs
November 3rd	Camera Training	12:00pm - 4:00pm CST Thurs
November 17th	3rd Eye Digital Training	12:00pm - 4:00pm CST Thurs

Note:

Classes will start promptly at the listed start time each day.

Location:

Online

Enrollment Info:

For enrollment, please contact the training department at nexteligen@doveresg.com





2022 3rd Eye[®] Factory Training Schedule

Factory Training Dates*	Product	Time
April 7th	Camera Training	12:00pm - 4:00pm CST Thurs
May 5th	Camera Training	12:00pm - 4:00pm CST Thurs
June 2nd	Camera Training	12:00pm - 4:00pm CST Thurs
July 14th	Camera Training	12:00pm - 4:00pm CST Thurs
August 25th	Camera Training	12:00pm - 4:00pm CST Thurs
September 29th	Camera Training	12:00pm - 4:00pm CST Thurs
October 27th	Camera Training	12:00pm - 4:00pm CST Thurs
November 10th	Camera Training	12:00pm - 4:00pm CST Thurs
December 1st	Camera Training	12:00pm - 4:00pm CST Thurs

* Subject to change

Note:

- Conducted at Heil Training Facility on the final day of Heil Factory MAT training
- Only available as an add-on purchase option to the Heil Factory MAT training
- Maximum number of students = 15
- Minimum number of students = 8
- If the minimum number is not confirmed 3 weeks prior to start of the class, then the class will be canceled.
- Class will start promptly at the listed start time each day.
- Students will be given a Service Manual for the product and a Service School Manual.

Location:

Heil Customer Support Center
4301 Gault Ave N
Fort Payne AL 35967

Enrollment Info:

For enrollment, contact the training department at nexteligen@doveresg.com



Nextel Intelligence®
Connected-Tech Training



BRONZE



SILVER



GOLD



PLATINUM

Holiday Inn Express & Suites – Fort Payne, AL

Special Pricing for HEIL Training Students!

Contact Information:

112 Airport Road West
Fort Payne, Alabama 35968
United States

Director of Sales:

Darlene Temple / +1-256-997-1020

GDS Codes :

Hotel Code	FTPAL
GDS Chain	EX
Amadeus	GAD1C6
SABRE	47745
Galileo/Apollo	17915
Worldspan	0454



AN IHG® HOTEL

Holiday Inn Express and Suites Fort Payne is the Best of DeKalb Alabama, located off I-59 (exit 218).

This Quality of Excellence Award winner offers the perfect location for corporate and leisure travelers. To Go Breakfast, stay connected with IHG Connect, seasonal outdoor pool, newly installed bathrooms, 24-hr exercise facility, sundry shop, business center area, meeting room with AV equipment and the convenience of onsite laundry.

Fort Payne offers views with its location between Lookout Mountain and Sand Mountain. Enjoy a variety of outdoor activities such as Rock climbing, Repelling, Kayaking, Zip lining and trails through Little River Canyon and Desoto State Park. Enjoy a stroll through the Historic Downtown with many shops and eateries, like The Spot. Fort Payne is a stop along the World's Longest Yard Sale (in August) and Antique Alley (in May) that attracts thousands of travelers to the area.

Don't forget to stop by the Alabama Band Fan Club and Museum to view the many awards and collections from the Country Music Group of the Century. Our comfortable accommodations provide the amenities and services travelers expect!

Hotel Amenities

- Complimentary Self-Parking
- On-Site Business Center
- Outdoor Pool
- On-Site Fitness Center
- Complimentary Breakfast Buffet
- Off-Site Restaurant Delivery Available
- Walking Distance To Off-Site Restaurants
- Newly Renovated

Don't Forget

Be sure to let us know if you are an IHG Rewards Member. If not, let us sign you up and you will receive additional bonus points just for being part of the Heil® Training Group! Ask for the Heil/Dover discount!



IHG® Hotels & Resorts

KIMPTON®

Regent

HOTEL INDIGO

CROWNE PLAZA

HUALUXE

Holiday Inn

InterContinental

INTERCONTINENTAL

VOCO

STAYBRIDGE SUITES

CANDLEWOOD SUITES

avid

WYNDHAM HOTELS

Holiday Inn Express

IHG®
Rewards Club



A DOVER COMPANY

**2022 Heil® Nextel Intelligence®
Factory Training**



Nextel Intelligence[®]
Connected-Tech Training



BRONZE



SILVER



GOLD



PLATINUM

Hampton Inn – Fort Payne, AL

Contact Information:

1201 Jordan Road Southwest
Fort Payne, Alabama 35968
United States

TEL: +1-256-304-2600



We're just off I-59, half a mile from the DeKalb Regional Medical Center and Siemens Energy. Head a mile east on Glenn Boulevard into Fort Payne, where you can find local attractions and eateries like the Alabama Fan Club and Museum and the Vintage 1889 Cafe. Enjoy free daily hot breakfast and free WiFi.



Free
breakfast



Free
WiFi



Non-smoking
rooms



Free
parking



Indoor
pool



Fitness
center



Business
center



Digital
Key



A DOVER COMPANY

2022 Heil[®] Nextel Intelligence[®]
Factory Training



Nextelintelligence[®]
Connected-Tech Training



BRONZE



SILVER



GOLD



PLATINUM



WE NEVER STOP WORKING FOR YOU



Visit the Heil[®] Service Shack[®] for training videos by clicking [HERE](#)



Visit the 3rd Eye[®] Service Shack[®] for training videos by clicking [HERE](#)

Thank You

2022 Heil[®] and 3rd Eye[®] Nextelintelligence[®] Connected-Tech Training