



WE NEVER STOP WORKING FOR YOU

Heil® Liberty
Automated Side Loader

A DOVER COMPANY



**Environmental
Solutions Group®**

A DOVER COMPANY

Continuous Pack Automated Side Loader

www.Heil.com

Heil® Liberty

A productive body with an advanced automated arm.

What do you get when you combine one of the most productive, lightweight refuse bodies in the industry with the most reliable automated arm? A true performer — the **Heil Liberty**! By integrating our time-tested Continuous Pack body with the patented technology of the **Python®** arm, **Heil** has created a refuse collection body with proven reliability and unsurpassed speed.

The Continuous Pack body has been a customer favorite for more than 35 years, far and away the most popular ever produced. This remarkable, lightweight body will accommodate routes of any size, with seven models ranging from 16 to 32 cubic yards. Our patented Big Swing Paddle Packer design continuously sweeps the hopper, so there's no need to stop and pack the load. Because there is no packer panel to slide into the body, the need for shoes, guide tracks, guide rails, and internal body parts is eliminated, as is the need to clean out behind the packer. The standard Select-O-Pack feature allows an operator to set a predetermined number of lift cycles before the auto-pack sequence is engaged, simplifying operation for the driver, and extending the life of the paddle packer.

The patented **Python** lift arm is one of the fastest, smoothest, and most maintenance-friendly automated arms in the world. It features an eight-second lift cycle, which can save you up to four seconds per stop and up to one hour per day — delivering more than \$15,000 in savings per truck per year. The **Python** arm's nine-foot reach can negotiate between cars and other obstacles, making even the most difficult pick-ups possible.

We back all **Heil** units with a worldwide network of knowledgeable dealers and service centers, as well as the industry's first dedicated manufacturer-based training facility and mobile training centers, to help you keep your Liberty operating at its peak. Add to that the **Heil** brand's century-old heritage of commitment to robust quality and customer satisfaction, and you can feel certain that when you choose a Liberty you are getting the most productive and durable refuse collection vehicle available.

Read on to learn more about the Liberty's advanced productivity features, and then contact your Authorized **Heil** Dealer for assistance in choosing the refuse collection vehicle that is right for your routes. To find the Dealer nearest you, visit www.heil.com.

The Heil® Liberty

Design, performance and reliability that works for YOU.




Add 3rd Eye® Digital Packages

Connect for service verification, body/chassis data, fuel tax reporting, and route management. Includes factory installed 3rd Eye Digital, with the ability to connect up to eight cameras.



Add 3rd Eye® Collision Avoidance Radar

The 3rd Eye family of Integrated Collision Avoidance Radar Systems protect both your drivers, your assets, and those in close proximity to your vehicle using existing 3rd Eye Mobile camera cables.



Add Outside Cab Controls

The outside cab controls provide operators the ability to fully operate the **Python** lift arm from the ground.



Add Body Rooftop CNG Storage

This system enables your CNG refuse fleet to deliver the same productivity you would expect from a diesel unit while saving money with clean, domestic, compressed natural gas as fuel.

Smarter By Design, With Loyalty Built In

The Liberty was specifically designed to accommodate any size route, quickly and efficiently.

Heil[®] Liberty

- + **PATENTED PADDLE PACKER** - The Liberty has a patented paddle packer that continuously sweeps the hopper, eliminating the need to stop and pack the load. This eliminates the need to clean out debris from behind the packer sweep.
- + **2X INCREASED PADDLE LIFE** - New materials and welding procedures, better spline design, increased upper and lower bearing size, plus replaceable engineered plastic bearing between lower bearing housing and actuator plate all result in increased paddle life by 2X from previous design.
- + **NEW PACKER SHAFT SEAL DESIGN** - The packer shaft seal redesign virtually eliminates leaks and is also easily replaceable/serviceable. This new design also keeps the bottom bearing clean, preventing corrosive leachate from getting on the lower bearing, as well as the actuator.
- + **UPPER AND LOWER BEARING GREASE LINES** - New hard tube lube lines to the upper and lower bearings, assure that grease can easily be applied from ground level.
- + **STRONG FOUNDATION** - The Heil Liberty body is constructed of high tensile steel, 1/2" thick in the hopper floor and wall, and 7-gauge 50,000 psi in the body floor. The floor is also supported by 10" structural channel longmembers.
- + **EASY TO MAINTAIN** - The body of the Liberty is easy to service because all hydraulic cylinders are accessible from ground level. The packer cylinder is also located under the body to protect it from refuse abrasion.

Reliable Automated Side Loader Performance


- + **EXCEPTIONAL REACH AND LIFT** - The patented automated Python[®] arm can reach up to 9 feet. Able to lift up to up to 800 pounds, the Python arm features cushioned cylinders for smooth action, saving wear and tear on both the lift arm and the chassis. The Python arm's unique lift geometry enables the arm to routinely replace carts with the lids closed.
- + **QUIET, FUEL-EFFICIENT OPERATION** - The Heil Operate-in-Gear-at-Idle System comes standard on the Liberty. It is designed to help finish routes up to 20% faster, saving up to one gallon of fuel per hour while reducing wear on the lift assembly, chassis, engine, and transmission. Plus, it greatly reduces noise — a benefit to operators and customers alike, especially in residential neighborhoods.
- + **FEWER WEAR COMPONENTS** - Because there is no packer panel to slide into the body, the need for shoes, guide tracks, guide rails, and internal body parts is eliminated.
- + **JOYSTICK CAB CONTROLS** - Reliable, ergonomic joystick controls deliver smoother performance and enhanced usability. With the AutoLoad system, the operator can reach, grab, lift, dump, and return the arm to the stowed position using only the joystick and two buttons.
- + **DURAMOUNT DESIGN** - The Heil DuraMount Design, used to mount the lift to the chassis frame, reduces the potential for bolt fatigue and provides Service Smart bolt access for easy maintenance.
- + **PYTHON[®] GRABBER GEARS** - Made from specially formulated high-strength alloy steel, the Python lift arm's superior hardened grabber gears virtually eliminate gear wear. The gears are splined to the grabber shafts and can be cycled up to 1,000,000 times with little evidence of wear.

Discover What Sets The Heil[®] Liberty Apart



PYTHON[®] AUTOMATED LIFT

Eight -second lift cycle can save up to four seconds per stop - up to one hour per day. This can add up to more than \$15,000 in savings per truck, per year! The Python lift arm's 9' reach can slither between cars and other obstacles, making even the most difficult pick-ups possible.



BIG SWING PADDLE PACKER

Improved Big Swing design increases paddle life by 2X from previous version. The newly designed packer shaft seal also virtually eliminates leaks. Hard tube lines to upper and lower bearings allow grease to be applied from the ground level.



SELECT-O-PACK

Select-O-Pack allows an operator to set a predetermined number of lift cycles before the auto-pack sequence is engaged. This feature simplifies operation and helps extend the life of the paddle packer.



LIGHTWEIGHT BODY

The solidly designed lightweight body allows for a more optimal payload, and is ideal for areas with stringent weight restrictions.

Smarter By Design, With Loyalty Built In

The Liberty was specifically designed to accommodate any size route, quickly and efficiently.

Heil® Liberty Specifications

Performance Specifications	
Lift Capacity	800 lbs.
Lift Cycle Time*	8 seconds @ idle
Lift Reach	9 ft.
Compaction	Up to 700 lbs. per yd³
Working RPM	750 (operate-in-gear-at-idle)
* Complete cycle time defined as grip, dump, return and release	

Automated Lift Specifications	
Lift Capacity	800 lbs.
Cycle Time	8 seconds @ idle
Reach	9 ft.
Ground Clearance	20 in. from ground to bottom of grabber arms (based on a 42 in. chassis rail height)
Weight*	1,850 lbs. approx.
Controls	Joystick, air over hydraulic with feathering ability
* Weight includes standard 60/90 gallon grabbers	

Cylinder Specifications			
Body Cylinders	Type	Bore x Stroke	
Tailgate Raised	(2) Double acting	in.	3.0 x 18.5
		mm	76 x 470
Packing	(2) Single acting	in	5.0 x 42.0
		mm	127 x 1,066
Dump (telescopic)	(2) Double acting	in	4.0 x 55.5
		mm	102 x 1,407
Lift Cylinders			
Reach	(1) Double acting	in.	3.0 x 16.0
		mm	80 x 406
Grab	(1) Double acting	in.	3.1 x 8.0
		mm	80 x 203
Lift	(1) Double acting	in.	3.0 x 16.0
		mm	80 x 406

Hydraulic Specifications	
PUMP	Operate-In-Gear-At-Idle (standard)
Type	Tandem Vane front
Maximum Operating Pressure	2,400 psi (16,547kPa)
Working RPM	700-1,800 750 RPM (packer) 750 RPM (arm)
Flow at Working RPM	34/16 GPM (packer/arm)
OIL RESERVOIR	Chassis frame mounted
Gross Capacity	50 gallons (190 liters)
Filters	Return line 3 micron, 140 micron suction strainer
VALVES	
Shutoff	Suction line
Lift and Packing Control	Air over hydraulic
Hoist and Tailgate Control	Electric over hydraulic
Tailgate	Air operated toggle
Tailgate Locking	
Body Raise	

Typical Chassis Configuration*		16 yd³	20 yd³	22 yd³	24 yd³	24 yd³	26 yd³	30 yd³	32 yd³
		Single	Single	Single	Single	Tandem	Tandem	Tandem	Tandem
Min. GVWR ⁽¹⁾	lbs.	33,000	35,000	37,000	41,000	41,000	45,000	50,000	52,000
Min. GAWR	Front ⁽¹⁾	lbs.	12,000	14,000	14,000	15,000	15,000	16,000	18,000
	Rear	lbs.	21,000	21,000	23,000	26,000	26,000	30,000	34,000
Usable CA/CT	in.	134 CA	157 CA	157 CA	189 CA	173 CT	173 CT	185 CT	195 CT
C.O.E. Wheelbase	in.	161	182	182	213	197	197	210	220
Min. Platform	in.	180	204	204	215	234	234	246	258
* OPERATE-IN-GEAR units require 325 ft. lbs. of net torque available at idle, with idle pre-set between 650 and 750 RPM. Recommended 160 or 200 amp alternator. (1) Front axle min. GAWR requirements may be reduced up to 2,000 lbs. for chassis with actual, unladen bare front axle weights of 8,000 lbs. or less.									

Body Specifications		16 yd³	20 yd³	22 yd³	24 yd³	26 yd³	30 yd³	32 yd³	
Body Capacity	yd³	16	20	22	24	26	30	32	
	m³	12.2	15.3	16.8	18.4	19.9	22.9	24.5	
Hopper Capacity	yd³	4	4	4	4	4	4	4	
	m³	3	3	3	3	3	3	3	
Overall Length*	in.	194	218	239	248	269	281	293	
	mm	4,928	5,537	6,071	6,299	6,833	7,137	7,442	
Overall Length (Tailgate Raised)*	in.	268	292	289	307	331	342	354	
	mm	6,807	7,417	7,341	7,798	8,407	8,687	8,992	
Overall Width	in.	96	96	96	96	96	96	96	
	mm	2,438	2,438	2,438	2,438	2,438	2,438	2,438	
Overall Height Above Frame	body lowered	in.	97	97	97	97	109	109	
		mm	2,464	2,464	2,464	2,464	2,769	2,769	
	body raised	in.	154	168	168	185	185	192	199
		mm	3,912	4,267	4,267	4,699	4,699	4,877	5,055
Gross Weight (Route Ready, Without Options)		lbs.	10,400	11,000	11,200	12,000	12,200	13,200	13,600
		kg.	4,720	4,990	5,080	5,440	5,530	5,990	6,170
* Including 30 in. for lift mount									

All designs, specifications, and components are subject to change at the manufacturer's sole discretion at any time without notice. Data published herein is for information purposes only and shall not be construed to warrant suitability of the unit for any particular purpose, as performance may vary with the conditions encountered. The only warranty is our standard written Warranty Statement for this product at the time of shipment.



WE NEVER STOP WORKING FOR YOU

Heil® Liberty

Continuous Pack Automated Side Loader.



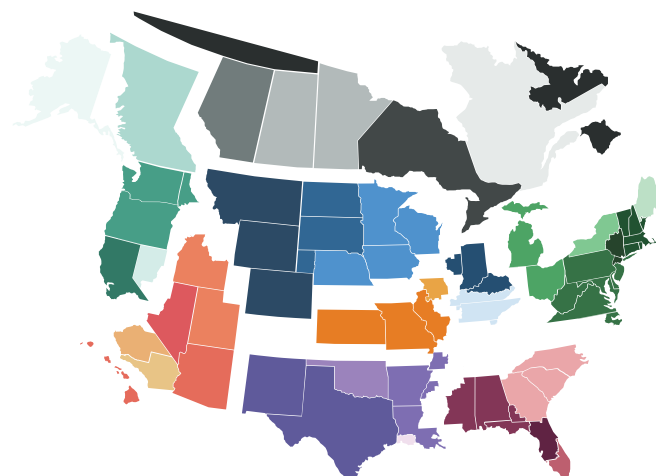
EXPEDITE THE PURCHASE OF YOUR HEIL® UNIT THROUGH SOURCEWELL

Sourcewell Cooperative Purchasing Program has awarded **Heil** a nationally bid contract for “Solid Waste and Recycling Collection Equipment with Related Equipment, Accessories, and Supplies.” Through the **Heil** contract, Sourcewell members can purchase any of the **Heil** line of refuse and recycling equipment, including front-loading, side-loading, and rear-loading refuse collection vehicles, without having to create an RFP and send the project through a time-consuming duplicate bid process. By using the existing nationally bid contract, members can receive the products they need more quickly and cost effectively. Best of all, Sourcewell membership is free! Qualified agencies can join online via the Sourcewell purchasing website at www.sourcewell-mn.gov. To find out more about purchasing **Heil** equipment via the Sourcewell contract, please contact your local **Heil** Dealer at www.heil.com/dealers.



TRUST HEIL® CERTIFIED OEM PARTS

Heil Certified OEM parts are the most reliable replacement parts for **Heil** refuse collection vehicles. They're made following the exact specifications and production processes on the same assembly lines as the parts originally installed on the bodies. This means that they fit perfectly every time. **Heil** uses only the highest-quality materials for parts that last - minimizing costly downtime. For more information on parts, contact your **Heil** dealer. Visit: www.heil.com/dealers to find the dealer nearest you.



RELY ON EXPERIENCED LOCAL SUPPORT

When you buy from **Heil**, you gain the aftermarket support of the industry's strongest network of dealers in North America. We stand behind our dealers, so you get the product support you need for the life of your products. Our dealers are also trained to help you find the best product for your particular route needs. To find the **Heil** dealer nearest you, visit: www.heil.com/dealers.



WE NEVER STOP WORKING FOR YOU



www.heil.com



To find your local **Heil** dealer, visit: www.heil.com/dealers



COUNT ON THE LOWEST TCC

Helping you save money is our passion, and we apply tremendous resources to advance our product and service offerings to improve the profitability of your business and provide the lowest Total Cost of Collection and the maximum return on your investment. You can be confident that choosing **Heil** equipment brings a long-term partnership with the industry leader.



CONFIGURATION ASSISTANCE

Chassis layout drawings are available through your local **Heil** dealer. To find your dealer, visit www.heil.com/dealers.



Nexteligenze®
Connected-Tech Training

INDUSTRY-LEADING TRAINING

Heil has completely revamped their training programs with the addition of both the **Heil Service Shack™** and their four-tiered **Nexteligenze™** Connected-Tech Training Program. Now, customers can visit the **Heil Service Shack** on the **Heil** website to learn the latest techniques and view helpful service and training videos any time, as well as sign up for Connected-Tech courses to better train technicians on **Heil** Refuse Products. Ensure your shops are servicing your **Heil** products correctly; check out the **Heil** training offerings at www.heil.com/nexteligenze.