



WE NEVER STOP WORKING FOR YOU

PowerTrak[®] Commercial

High-Compaction Rear Loader

A DOVER COMPANY



**Environmental
Solutions Group[®]**

A DOVER COMPANY

The ultimate garbage collection machine.

www.Heil.com

PowerTrak® Commercial

The ultimate garbage collection machine.

What makes the **PowerTrak** Commercial the ultimate garbage collection machine in the waste industry? Start with a compaction rate of up to 1,200 pounds per cubic yard, add in cycle times as low as 21 seconds, throw in a 7 to 9-second reloading time, then top that all off with a huge 3.64 cubic yard hopper. When you add all of that up, it's easy to see why the **PowerTrak** Commercial delivers the best return on investment in the solid waste industry. With the biggest hopper in its class, the **PowerTrak** Commercial consumes construction, demolition, and bulk waste with ease. For semi-automated residential collection, cart tippers can be added. The **PowerTrak** Commercial features a latch kit design with deeper pockets that enables containers to dump further into the hopper, providing more clearance for the tippers.

The heart of the **PowerTrak** Commercial design is the patented dual-track packing system. Other rear loaders move shoes or rollers along a single-track during sweep and pack cycles. This requires the top cylinder to operate at a sharp angle of resistance, causing intense friction that robs power and speed, and increases wear. The **PowerTrak** Commercial's revolutionary dual-track system gives the top cylinder its own track, significantly reducing the angle of resistance. This reduces friction and improves efficiency because more pressure is applied directly into the refuse. This results in incredibly long life from the aluminum/bronze alloy slide shoes.

For areas with stringent weight restrictions, the optional **PowerTrak** Commercial PLUS package transforms this refuse collection vehicle into an even more powerful machine. The **PowerTrak** Commercial PLUS features a tag axle and optional 5th pusher axle that enables you to maximize productivity even further by carrying the largest legal loads — up to 1,200 lbs. per cubic yard. The **Heil** patented design mounts the tag axle to the chassis frame rail, making it more structurally sound than models with the tag axle integrated into the tailgate. This design also makes it possible to maintain a massive hopper volume. When the tailgate is raised, all the wheels stay down, minimizing stress on the axle, tailgate, and hydraulics. The integrated steel guard with rubber deflector protects the **PowerTrak** Commercial PLUS tag axle during a load discharge at your disposal site. When not in use, operators can adjust both the front and tag axle loads and also lift them.

2020 Controller Refresh. Now, the **Heil** In-Sight Display provides enhanced troubleshooting capabilities that can all be performed from within the safety of the cab. This is made possible by the recently upgraded mobile controller, which eliminates the need for a PDC box. The mobile controller provides 2-way communications and critical information directly to the display and eliminates relays and associated failures. All in-cab switches are conveniently located within the **Heil** In-Sight Display. This enhanced design allows for future additions, which in the past would have required the addition of an inconveniently placed auxiliary switch on an already crowded dash. Now all this can be done in one, easy to access, in-cab display.



*Shown with optional **PowerTrak** PLUS package



Add 3rd Eye® Digital Packages

Connect for service verification, body/chassis data, fuel tax reporting, and route management. Includes factory installed **3rd Eye** Mobile, with the ability to connect up to eight cameras.



Add 3rd Eye® Collision Avoidance Radar

3rd Eye family of Integrated Collision Avoidance Radar Systems protects both your drivers, your assets, and those in close proximity to your vehicle using existing **3rd Eye** Mobile camera cables.



Add Roof Or Front Of Body CNG System

Our system enables your CNG refuse fleet to deliver the same productivity you would expect from a diesel unit while saving money with clean, domestic, compressed natural gas as fuel.



Add Bayne Thinline® Premium Cart Tippers

Outfit your truck with a single or dual Bayne Thinline® premium mobile lifters and reduce the stress and strain on personnel who manually load the vehicle and increase route efficiency.

Smarter By Design, With Loyalty Built In

The PowerTrak® Commercial was specifically designed to maximize your efficiency on daily collection routes.

PowerTrak® Commercial

+ IN-SIGHT DISPLAY

The 2020 Controller Refresh allows for enhanced troubleshooting from the safety of the cab. This refresh also moved all in-cab switches to the In-Sight Display, allowing for easy modification.



+ LOWER OVERALL WEIGHT

The **PowerTrak** Commercial's high-tensile strength steel construction delivers maximum life with lower overall body weight for better payloads and less stress on chassis components. For added durability, AR400 steel is used in areas of the tailgate that are subject to the greatest stress and wear.

+ EASY MAINTENANCE

Hydraulic tubes are routed inside rear bolsters for added protection, yet are easily accessible for service. Our cast alloy ejector shoes are easy to service and can be changed without removing the ejector panel. What's more, the shoes are reversible for twice the life.

Reliable Rear Loader Performance

+ SUPERIOR FILTRATION

Our 3-micron filtration system keeps oil cleaner and extends the life of hydraulic components. Other manufacturers use 10-micron filtration, which can allow particulate matter to damage the hydraulic system.

+ ONE-HANDED MANUAL PACKING

Convenient one-handed manual controls stop, start, or reverse the upper panel or sweep panel at any point in the packing cycle.

+ FLEXIBILITY

Although the **PowerTrak** Commercial was originally designed to handle commercial waste, it has become a popular choice for residential collection. The loading sill height is 4½" below the chassis frame rails (2¼" with commercial container mechanisms).

+ SERVICE SMART SIDE DOOR


Our Service Smart design simplifies routine maintenance, keeping your truck away from the shop and out servicing your customers, making money. The side door provides easy access for common maintenance tasks.

Discover What Sets The PowerTrak® Commercial Apart



HIGH CAPACITY HOPPER

When handling commercial containers, hopper size is key to your productivity. That's why the **PowerTrak** Commercial is designed with a 3.64 cubic yard hopper that can handle construction, demolition, and bulk waste with ease.



DURABILITY AND LONGEVITY

Our exclusive fully welded, interlaced subframe provides exceptional longevity, while resisting abrasion, corrosion, and salt damage. The body is constructed of 7-8 ga. high tensile strength steel, while the hopper features 5/16" thick AR400 steel on the floor and 3/16" thick AR400 steel on the sides for superior strength and durability.



PATENTED DUAL-TRACK DESIGN

The dual-track design of the **PowerTrak** Commercial enables the cylinders to operate with far less friction, exerting more force directly into the load.



OPTIONAL POWERTRAK® COMMERCIAL PLUS PACKAGE

Haul the largest legal payloads by adding a tag axle and an optional fifth pusher axle. This allows you to maximize your productivity and haul up to 1,200 lbs. per cubic yard.

Smarter By Design, With Loyalty Built In

The PowerTrak® Commercial was specifically designed to maximize your efficiency on daily collection routes.



Heil® PowerTrak® Commercial

Heil® PowerTrak® Commercial PLUS

Performance Specifications

Compaction	Up to 1,200 lbs. per yd³
Hopper Size	3.64 yd³
Packing Cycle Time	21-23 seconds
Reload Time	7-9 seconds

All designs, specifications, and components are subject to change at the manufacturer's sole discretion at any time without notice. Data published herein is for information purposes only and shall not be construed to warrant suitability of the unit for any particular purpose, as performance may vary with the conditions encountered. The only warranty is our standard written Warranty Statement for this product at the time of shipment.

Hydraulic Specifications

PUMP	
Type	High pressure gear
Maximum Operating Pressure	2,500 psi
GPM	48 GPM
OIL RESERVOIR	
Tank Capacity (net)	50 gallons (190 liters)
Filters	3 micron return filter with in-cab filter monitor; 140 micron suction line
VALVES	
Shutoff	Ball valve in suction line between pump and reservoir
Packing Control	Spool type
Ejector and Tailgate Raise	Spool type

Tailgate Specifications		Commercial	Commercial PLUS
Hopper Capacity	yd³	3.64	3.64
	m³	2.78	2.78
Sill Height Below Chassis Frame	in.	4.6	0.5
	mm	117	13
Hopper Loading Width	in.	80	80
	mm	2,032	2,032
Hopper Opening Height	in.	51	51
	mm	1,295	1,295
Cycle Time (seconds)	complete	21-23	21-23
	reload	7-9	7-9

PowerTrak® Commercial and PowerTrak® Commercial PLUS Specifications

Typical Chassis Configuration			25 yd³		27 yd³		32 yd³	
			Commercial	Commercial PLUS	Commercial	Commercial PLUS	Commercial	Commercial PLUS
Minimum GVWR			56,000	53,000	60,000	56,000	62,000	61,000
Minimum GAWR	Conventional	front	14,000	13,000	16,000	14,000	18,000	15,000
		rear	42,000	40,000	44,000	42,000	44,000	46,000
	Cab-Over Engine	front	18,000	15,000	18,000	16,000	20,000	17,000
		rear	40,000	38,000	40,000	40,000	42,000	44,000
Usable CT		in.	150-156	156	162-168	168	190-196	198
		mm	3,810-3,962	3,962	4,115-4,267	4,267	4,826-4,978	5,029
Minimum Platform		in.	207	208	218	220	248	248
		mm	5,260	5,283	5,540	5,588	6,299	6,299
(1) Any chassis sent to Heil Environmental with less than these minimum GVWR/GVARs will not be mounted. (2) If CA/CT is not as recommended, contact Heil Environmental for applicable weight distribution and GVWR/GVAR requirements. (3) Usable CT shown plus a 50" afterframe with an 8" forward mount and a 3" cab clearance.								

Body Specifications		25 yd³		27 yd³		32 yd³	
		Commercial	Commercial PLUS	Commercial	Commercial PLUS	Commercial	Commercial PLUS
Body Capacity	yd³	25	25	27	27	32	32
	m³	19	19	21	21	24	24
Overall Length	in.	278	286	290	298	318	326
	mm	7,060	7,264	7,370	7,569	8,080	8,280
Overall Length With Tailgate Raised	in.	328	336	340	348	368	376
	mm	8,330	8,534	8,640	8,839	9,350	9,550
Overall Width	in.	96	96	96	96	96	96
	mm	2,440	2,440	2,440	2,440	2,440	2,440
Overall Height Above Frame*	in.	96	96	96	96	96	96
	mm	2,440	2,440	2,440	2,440	2,440	2,440
Overall Height With Tailgate Raised*	in.	180	180	180	180	180	180
	mm	4,570	4,570	4,570	4,570	4,570	4,570
Gross Weight (approximate)	lbs.	17,600	16,800	18,000	17,200	19,300	17,900
	kg.	7,980	7,620	8,160	7,802	8,750	8,119
<small>* Does not include chassis frame height.</small>							

Cylinder Specifications

Body Cylinders	Type	Model	Stages	Bore	
Tailgate Raise	(2) Single Acting (PowerTrak Commercial)	ALL	1	in.	4
	(2) Single Acting (PowerTrak Commercial PLUS)			mm	102
Packer Sweep	(2) 3-Stage Double Acting (PowerTrak Commercial)	ALL	1	in.	5.5
	(2) Double Acting (PowerTrak Commercial PLUS)			mm	140
Upper Panel	(2) Double Acting (PowerTrak Commercial)	ALL	1	in.	5
	(2) Double Acting (PowerTrak Commercial PLUS)			mm	127
Ejection	(1) Double Acting (PowerTrak Commercial) (1) Double Acting Telescopic (PowerTrak Commercial PLUS)	25 yd³	4	in.	6
				mm	152
		27 yd³	4	in.	6
				mm	152
		32 yd³	5	in.	7
				mm	178



WE NEVER STOP WORKING FOR YOU

PowerTrak® Commercial

High-Compaction Rear Loader



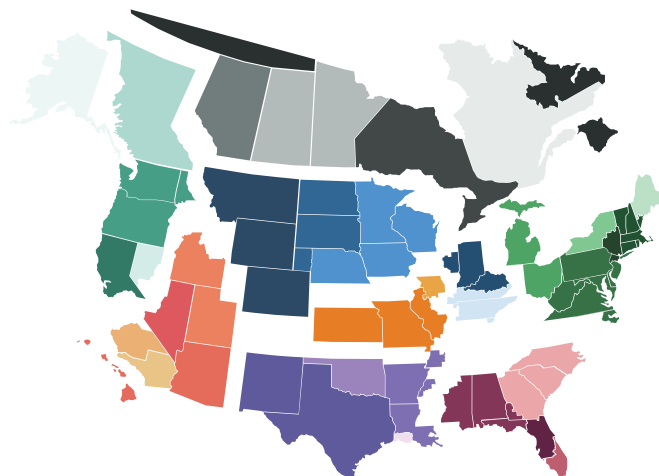
EXPEDITE THE PURCHASE OF YOUR HEIL® UNIT THROUGH SOURCEWELL

Sourcewell Cooperative Purchasing Program has awarded **Heil** a nationally bid contract for “Solid Waste and Recycling Collection Equipment with Related Equipment, Accessories, and Supplies.” Through the **Heil** contract, Sourcewell members can purchase any of the **Heil** line of refuse and recycling equipment, including front-loading, side-loading, and rear-loading refuse collection vehicles, without having to create an RFP and send the project through a time-consuming duplicate bid process. By using the existing nationally bid contract, members can receive the products they need more quickly and cost effectively. Best of all, Sourcewell membership is free! Qualified agencies can join online via the Sourcewell purchasing website at www.sourcewell-mn.gov. To find out more about purchasing **Heil** equipment via the Sourcewell contract, please contact your local **Heil** Dealer at www.heil.com/dealers.



TRUST HEIL® CERTIFIED OEM PARTS

Heil Certified OEM parts are the most reliable replacement parts for **Heil** refuse collection vehicles. They're made following the exact specifications and production processes on the same assembly lines as the parts originally installed on the bodies. This means that they fit perfectly every time. **Heil** uses only the highest-quality materials for parts that last - minimizing costly downtime. For more information on parts, contact your **Heil** dealer. Visit: www.heil.com/dealers to find the dealer nearest you.



RELY ON EXPERIENCED LOCAL SUPPORT

When you buy from **Heil**, you gain the aftermarket support of the industry's strongest network of dealers in North America. We stand behind our dealers, so you get the product support you need for the life of your products. Our dealers are also trained to help you find the best product for your particular route needs. To find the **Heil** dealer nearest you, visit: www.heil.com/dealers.



WE NEVER STOP WORKING FOR YOU



www.heil.com

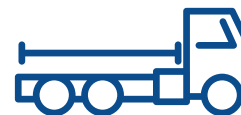


To find your local **Heil** dealer, visit: www.heil.com/dealers



COUNT ON THE LOWEST TCC

Helping you save money is our passion, and we apply tremendous resources to advance our product and service offerings to improve the profitability of your business and provide the lowest Total Cost of Collection and the maximum return on your investment. You can be confident that choosing **Heil** equipment brings a long-term partnership with the industry leader.



CONFIGURATION ASSISTANCE

Chassis layout drawings are available through your local **Heil** dealer. To find your dealer, visit www.heil.com/dealers.



Nexteligenze®
Connected-Tech Training

INDUSTRY-LEADING TRAINING

Heil has completely revamped their training programs with the addition of both the **Heil Service Shack™** and their four-tiered **Nexteligenze™** Connected-Tech Training Program. Now, customers can visit the **Heil Service Shack** on the **Heil** website to learn the latest techniques and view helpful service and training videos any time, as well as sign up for Connected-Tech courses to better train technicians on **Heil** Refuse Products. Ensure your shops are servicing your **Heil** products correctly; check out the **Heil** training offerings at www.heil.com/nexteligenze.