



3RD EYE[®]

GET 3RD EYE TRAINING!

Add the 3rd Eye Camera Training to Nextel Intelligence MAT Training classes or sign up for new live webinar classes!

HELP YOUR TECHNICIANS TAKE THEIR 3RD EYE DIAGNOSTIC, REPAIR, AND MAINTENANCE ABILITIES TO THE NEXT LEVEL!

Nextel Intelligence Factory Training classes help to dramatically increase the technical expertise of your technicians.

Reduce repair times for the fleets you service; increase productivity of your 3rd Eye products (or that of your customers); and provide invaluable troubleshooting knowledge that technicians can then use to train other technicians.

COMBINE CAMERA & DIGITAL TRAINING: 5 HRS

- 7" monitor overview/operation
- 9" Recording monitor overview/operation
- Heil interfacing Switchbox overview/operation
- Digital System Overview/Operation
- Positive Service Verification Overview
- Safety Systems
- Recycling Contamination Detection
- Microsite Training



CLASSROOM LESSON OUTLINE

1. **Safety.** General Safety is always a must from everyday activities to well beyond using and working on equipment. Safety must always come first, and be used and maintained at all times in everything we do.
2. **What is the 3rd Eye System.** Understanding the system and the functionality is key to using and maintaining the camera components, and their connections.
3. **Digital Components.** Identify the components and how they function with each other in the system.
4. **Connections.** We will map out the connections, discuss the camera triggers, and discuss how to diagnose and repair a faulty connection.
5. **Camera Functionality.** Identify the camera functionality within the system and the benefit of what each camera is used for.
6. **J1939 Connections.** Learn how the camera system is a part of the J1939 Network and how to properly diagnose and make repairs to the connection should a problem arise.
7. **Event Triggers.** We will identify events that need to be captured and what component of the vehicle triggers the capture of the event.
8. **Window Unit Details and Diagnostics.** Learn how the Window Unit functions, as well as how to use it as a diagnostic tool for troubleshooting the system.
9. **Cellular and Data Transfer.** Identify the cellular connections and how it is used to transmit data from the vehicle to the portal.
10. **Efficient Troubleshooting Methods.** We will show attendees how to use efficient and effective methods of troubleshooting the system by using both technical methods and utilizing the portal if available.
11. **Portal Training.** For users that have access to the Microsite, we will show live events, track camera status, and how to use this tool for valuable troubleshooting diagnostics and repair.

2025 3RD EYE LIVE WEBINAR TRAINING SCHEDULE

Online Training Dates	Product	Delivery Method	Time
March 25th	Camera & Digital	Webinar	8am - 1pm CST
April 22nd	Camera & Digital	Webinar	12pm - 5pm CST
May 20th	Camera & Digital	Webinar	8am - 1pm CST
June 10th	Camera & Digital	Webinar	12pm - 5pm CST
July 8th	Camera & Digital	Webinar	8am - 1pm CST
August 5th	Camera & Digital	Webinar	12pm - 5pm CST
September 23rd	Camera & Digital	Webinar	8am - 1pm CST
October 21st	Camera & Digital	Webinar	12pm - 5pm CST
November 18th	Camera & Digital	Webinar	8am - 1pm CST
December 9th	Camera & Digital	Webinar	12pm - 5pm CST



Enrollment Info:

For enrollment, contact the training department at
nexteligenge@doveresg.com

2025 3RD EYE FACTORY TRAINING SCHEDULE

- Conducted at Heil Training Facility as an extension to a **REQUESTED** half third day of the Heil Factory MAT training
- Only available as an add-on purchase option to the Heil MAT training

Training Dates	Product	Delivery Method	Time
April 24th	Camera & Digital	Factory	8am - 12pm CST
May 22nd	Camera & Digital	Factory	8am - 12pm CST
June 12th	Camera & Digital	Factory	8am - 12pm CST
July 10th	Camera & Digital	Factory	8am - 12pm CST
September 25th	Camera & Digital	Factory	8am - 12pm CST
October 23rd	Camera & Digital	Factory	8am - 12pm CST
November 20th	Camera & Digital	Factory	8am - 12pm CST
December 11th	Camera & Digital	Factory	9am - 12pm CST
December 18th	Camera & Digital	Factory	9am - 12pm CST



Enrollment Info:

For enrollment, contact the training department at nextelintelligence@doveresg.com

NEW TO THE SCHEDULE!

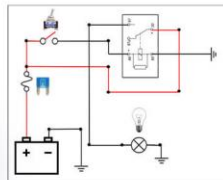

Electrical Fundamentals I and Digital Multimeter Operation

Scheduled Upon Request
(Factory or On-Site Availability Only)

HELP YOUR TECHNICIANS TAKE THEIR ELECTRICAL SKILLS TO THE NEXT LEVEL!

We're proud to introduce the 'Electrical Fundamentals I' and 'Digital Multimeter Operation' classes to our Nextelintelligence training schedule. These one-day sessions are structured similarly to our current MAT classes and count towards Connected-Tech Certification. Please see factory schedule for dates and times.

On the first day, participants will explore basic electrical concepts and theories. The second day is dedicated to mastering the setup and use of a digital multimeter. Students will learn how to test various types of circuits to become thoroughly acquainted with the capabilities of a digital multimeter for testing and troubleshooting electrical faults.



Electrical Fundamentals I

- Review Safety Best Practices
- Overview Concepts & Circuits
- Read Schematics
- Recognize & Troubleshoot Faults

Digital Multimeter Operation

- Overview Functions
- Setup for Diagnosis and Testing
- Test Circuits

Basic Electrical and Digital Multimeter (DMM) Class Agenda


Day 1 – Electrical Fundamentals I – Automotive Format for the Refuse Industry

1. **Safety.** Adhering to safety rules and guidelines is always a top priority for everything we do. Review best practices, personal protective equipment (PPE), hazard definitions, and lock-out tag-out procedures.
2. **What is Electricity?** Learn how electricity is formed and the differences between alternating current (AC) and direct current (DC).
3. **Types of Electrical Circuits.** Learn the types of electrical circuits and how voltage, amperage, and resistance affect each circuit.
4. **Electrical Theory.** Overview and apply OHM's Law and the Power Formula, which are important equations for testing electrical components and knowing whether a device has failed without guesswork.
5. **How to Read Electrical Schematics.** Learn schematic symbols and how to read an electrical schematic.
6. **Faults in an Electrical Circuit.** Learn different types of faults that can occur in an electrical circuit and how to test and repair each fault.
7. **Knowledge Check.** Test your knowledge by troubleshooting various fault scenarios in a circuit.

Day 2 – Digital Multimeter Operation **(You must bring a multimeter for this portion of the class)**

1. **What is a Digital Multimeter (DMM)?** Learn the components of the DMM and how each function is used to diagnose problems in an electrical circuit.
2. **Rules for testing circuitry.** Overview of the rules for testing and the types of tests.
3. **Testing Circuits.** Learn to test for voltage, voltage drop, resistance, and amperage.
4. **Component Testing.** Apply your DMM to test various components such as relays, diodes, and coils.
5. **Knowledge Check.** Test your knowledge by identifying how voltage, amperage, and resistance react in an electrical circuit at different points under various electrical conditions.

TAKE ADVANTAGE OF OUR TRAINING RESOURCES!




Service Shack tutorial videos are available to you 24/7. Our Service Gurus cover a wide range of topics, with easy-to-understand tutorials that can save hours of valuable time and keep your Heil and 3rd Eye products in peak operating condition.

Visit the Heil Service Shack

<https://www.heil.com/service-shack>

Visit the 3rd Eye Service Shack

<https://www.3rdeyecam.com/service-shack>



Monthly Nexteligenze Newsletter

The **Nexteligenze Newsletter** is a monthly resource that focuses on a wide range of specialized topics, such as hydraulics, electrical systems, camera systems, and more. Visit the links below to sign up:

Heil - <https://www.heil.com/newsletter-signup/>

3rd Eye - <https://www.3rdeyecam.com/nexteligenze-newsletter-signup/>